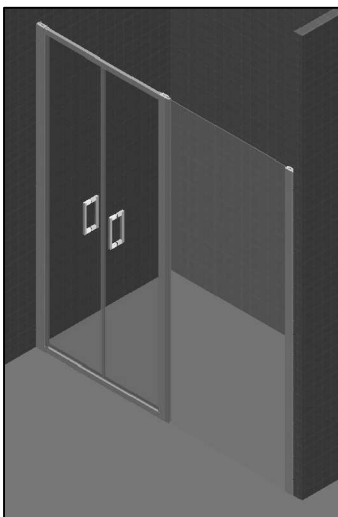


# 19285

(D) MONTAGEANLEITUNG:	SEITENWAND IN FLUCHT
(GB) INSTALLATION INSTRUCTIONS:	SIDE WALL IN PLANE
(F) NOTICE DE MONTAGE:	PAROI FIXE MEME HT EN PLAN
(CZ) NÁVOD K MONTÁŽI:	BOČNÍ STĚNA V ROVINĚ
(PL) INSTRUKCJA MONTAŻU:	ŚCIANA BOCZNA W PŁASZCZYŹNIE
(SK) NÁVOD NA MONTÁŽ:	BOČNÁ STENA V ROVINE
(RU) ИНСТРУКЦИЯ ПО МОНТАЖУ:	ФИКСИРОВАННАЯ ПАНЕЛЬ В ОДНОЙ ЛИНИИ
(E) INSTRUCCIONES DE MONTAJE:	PARED LATERAL A NIVEL
(RO) INSTRUCȚIUNI DE MONTAJ:	PARTE FIXĂ ÎN CONTINUARE



## Benötigtes Werkzeug:

Necessary tools:

Outil Nécessaire:

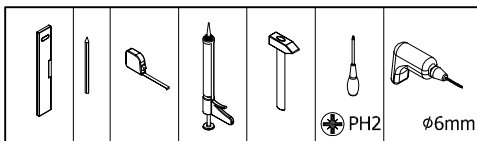
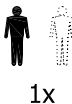
Nářadí potřebné pro montáž:

Potrzebne narzędzia:

Potrebne náradie:

необходимые инструменты:

Herramientas necesarias:



## Zubehör:

Equipment:

Accessoires:

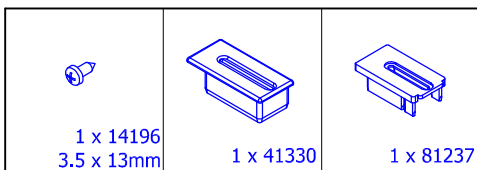
Příslušenství:

Dodatki:

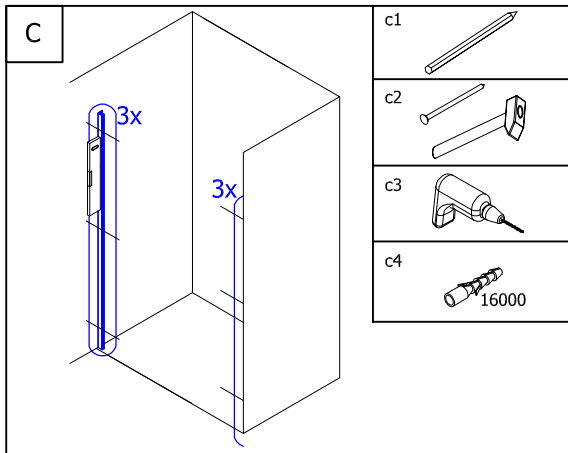
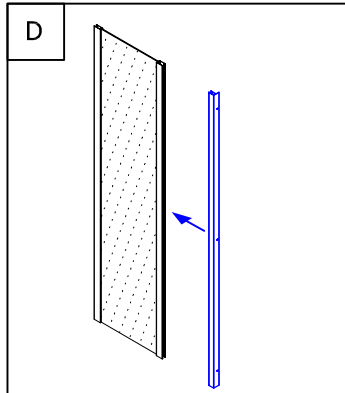
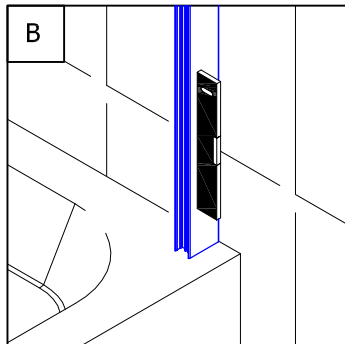
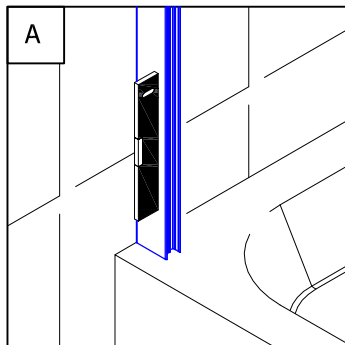
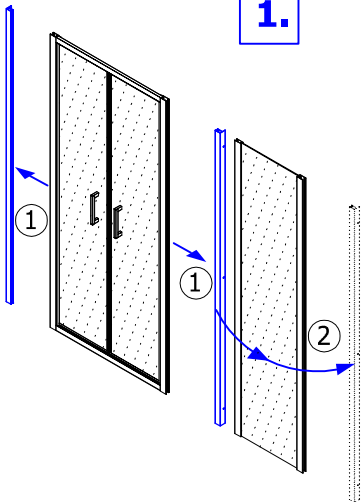
Prislušenstvo:

Аксессуары:

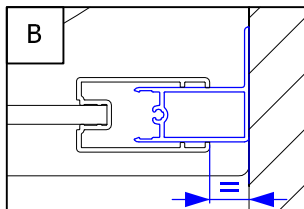
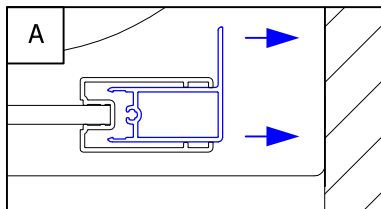
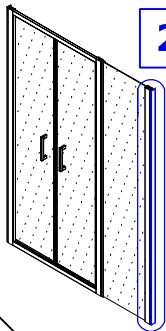
Accesorios:

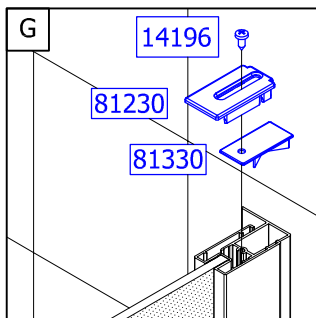
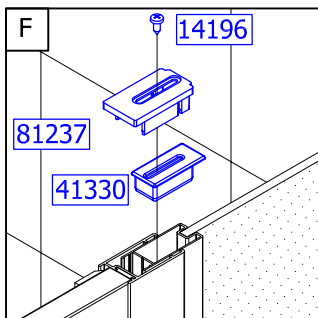
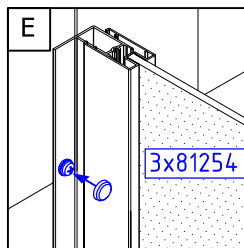
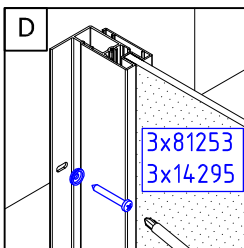
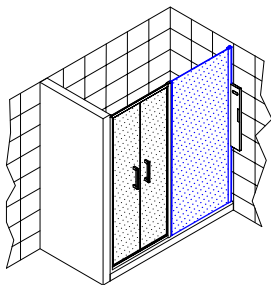


1.

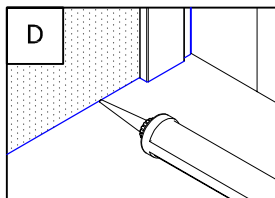
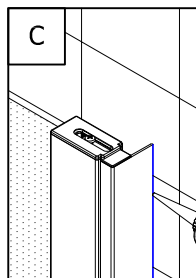
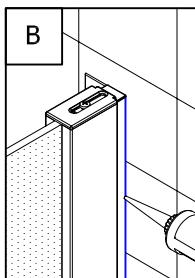
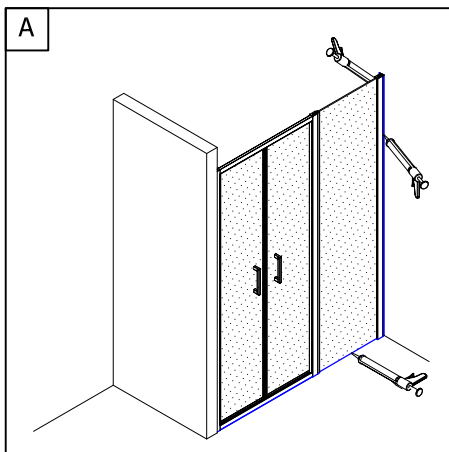


2.





**3.**



**Achtung!** Nur Sanitär-Silikon - bakterizid und fungizid eingestellt verwenden.

**Caution!** Use only bactericidal and fungicide sanitary silicone.

**Attention!** N'utiliser que du silicone sanitaire bactéricide et fongicide.

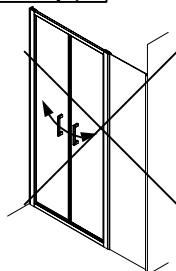
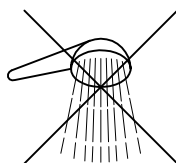
**Pozor!** Používejte pouze baktericidní a fungicidní sanitární silikon.

**Uwaga!** Stosować tylko silikon sanitarny - bakterio i grzybobójczy.


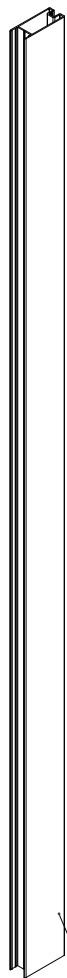
**Pozor!** Užívajte pouze baktericidný a fungicidný sanitárny silikon.

**Внимание!** Применяйте только антибактериальные силиконовые герметики с фунгицидом

**Cuidado!** Utilizar solamente silicona sanitaria bactericida y fungicida.

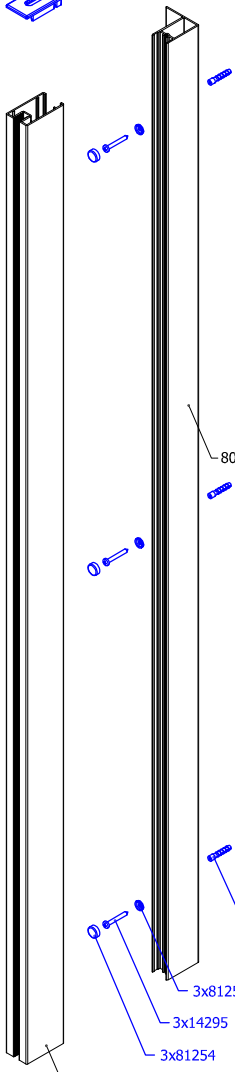


14196  
81237  
41330



40456

14196  
81230  
81330



80301

3x16000

3x81253

3x14295

3x81254

80209